

Bonnie's Bus



November 15, 2010

Susan Faulkner

Associate Director of Research Development
Mary Babb Randolph Cancer Center at WVU



Bonnie's Bus 1000th Patient, Delores Thompson, Mercer County



Thelma Workman, Delores Thompson, and Amy Mayhugh



Mammograms Performed in 2009

Aligned by Funding Sources

Private Insurance	Medicare	Medicaid	WV BCCSP	Komen	CASSI	TOTAL CLIENTS
129 (35.8%)	63 (17.5%)	15 (4.2%)	137 (38.6%)	7 (1.9%)	9 (2.5%)	360

Aligned by Age

Under 50	50s	60s	70s	80s	TOTAL CLIENTS
110 (30.6%)	137 (38.1%)	86 (23.9%)	17 (4.7%)	10 (2.7%)	360

Aligned by Race/Ethnicity

Caucasian	African American	Hispanic / Latino	Asian American	Other	TOTAL CLIENTS
353 (98.1%)	6 (1.7%)	0	1 (0.3%)	0	360



2009 Patient Statistics

From 360 Total Patients Screened in 2009

- 60 (16.7%) patients referred for further evaluations
- 169 (46.7%) patients defined as underserved

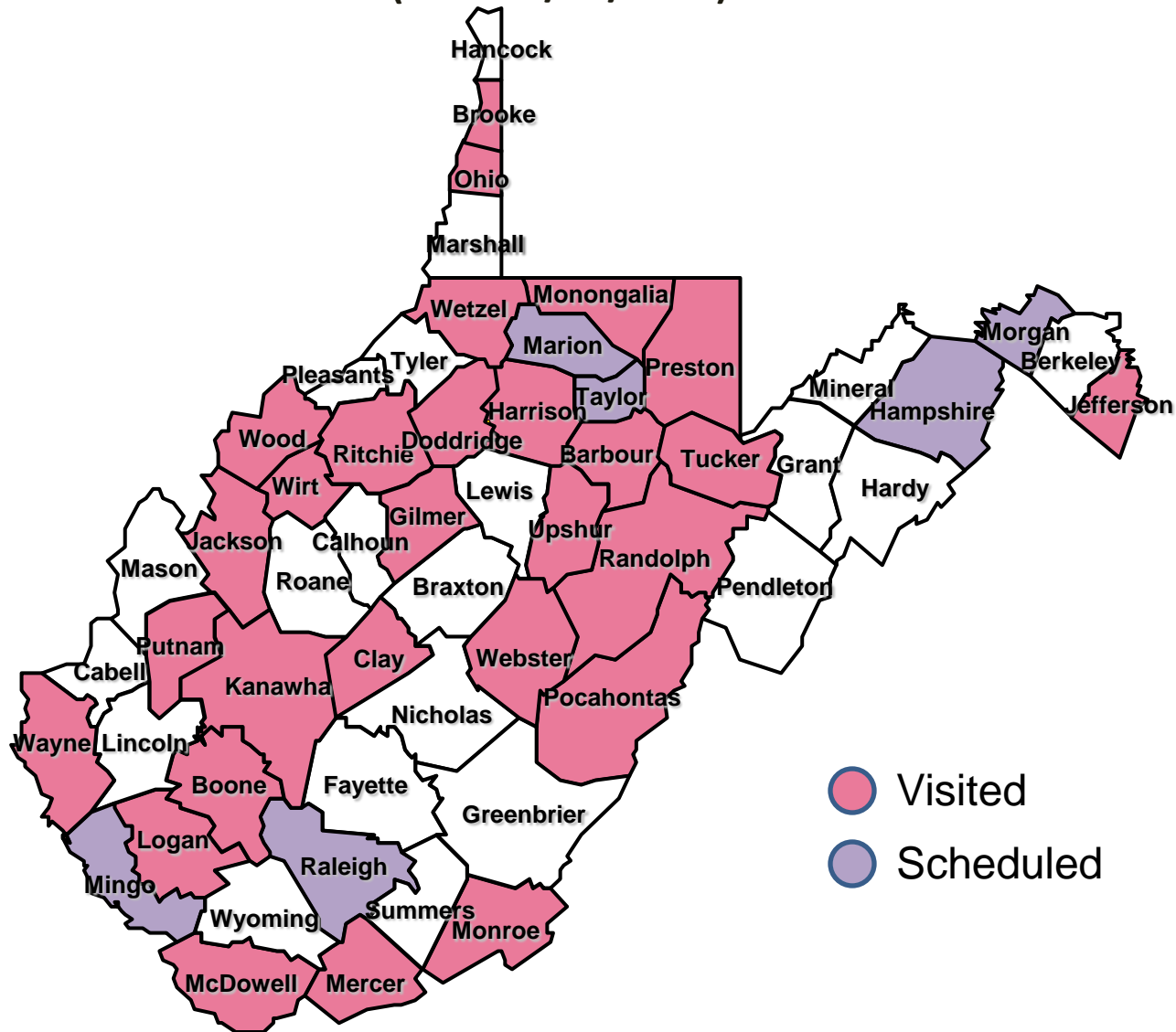
From 112 surveys completed in 2009



- 13.4% patients received their first-time mammogram
- 42.0% patient's had not received a mammogram in the last 2 years



2010 Bonnie's Bus Schedule

(as of 11/18/2010)



-  Visited
-  Scheduled



Mammograms Performed in 2010 Aligned by County and Funding Sources (As of 11/18/2010)

County (Visits)	Private Insurance	Medicare	Medicaid	WVBCCSP	Comm. Komen	State Komen	BCRF	CASSI	Contractual	TOTALS
Barbour (2)	10	7	2	12						31
Boone (2)	1	6	2	1						10
Brooke (1)	1		1	8			1			11
Clay (1)	3	2		4		3				12
Doddridge (2)	3	9	1	11			1			25
Gilmer (3)	30	5	2	8						45
Harrison (3)	21	1		7						29
Jackson (1)	1	2		10						13
Jefferson (1)				13						13
Kanawha (8)	29	19	4	46			3			101
Kendle (2)									16	16
Logan (4)	12	3		13			4			32
McDowell (1)	4	1	2	8						15
Mercer (2)	2	3	1	11			1			18
Monongalia (2)	11	13		7						31
Monroe (4)	18	8	3	22		5				56
Ohio(1)	2						2			4



Mammograms Performed in 2010 Aligned by County and Funding Sources (As of 11/18/2010)

County (Visits)	Private Insurance	Medicare	Medicaid	WVBCCSP	Comm. Komen	State Komen	BCRF	CASSI	Contractual	Totals
Pocahontas (1)	3	3		5				1		12
Preston (2)		3		10						13
Putnam (3)	20			3			5			28
Randolph (1)	3	3	2							8
Ritchie (3)	4	7	4	15			1			31
Tucker (5)	27	19	3	19						68
Upshur (2)	10	3	2	8						23
Wayne (1)	3	1	2	1						7
Webster (2)	3	7	1	6						17
Wetzel (1)	4	2		6				1		13
Wirt (1)		1	1	11						13
Wood (1)	10									10
TOTALS	235 (33.3%)	128 (18.1%)	33 (4.7%)	265 (37.6%)		8 (1.1%)	18 (2.5%)	2 (.03%)	16 (2.3%)	705




Mammograms Performed in 2010 Aligned by County and Age Group (As of 11/18/2010)

County (Visits)	Under 50	50s	60s	70s	80s	90s	TOTALS
Barbour (1)	10	11	9	1			31
Boone (1)	2	1	6	1			10
Brooke (1)	5	2	4				11
Clay (1)	6	3	2		1		12
Doddridge (2)	5	7	7	3	3		25
Gilmer (3)	12	19	7	6	1		45
Harrison (3)	13	10	6				29
Jackson (1)	2	6	5				13
Jefferson (1)	12	1					13
Kanawha (8)	27	36	31	6	1		101
Kendle (2)	2	10	4				16
Logan (3)	15	12	3	2			32
McDowell (1)	3	7	5				15
Mercer (2)	3	6	9				18
Monongalia (2)	5	7	14	3	2		31
Monroe (4)	19	16	17	3	1		56
Ohio (1)	2	2					4



Mammograms Performed in 2010 Aligned by County and Age Group (As of 11/18/2010)

County (Visits)	Under 50	50s	60s	70s	80s	90s	TOTALS
Pocahontas (1)	3	3	6				12
Preston (2)	7	2	1	3			13
Putnam (2)	23	4	1				28
Randolph (1)	1	3	1	2	1		8
Ritchie (3)	6	11	12	1	1		31
Tucker (5)	13	29	16	7	3		68
Upshur(2)	5	8	10				23
Wayne (1)	3	3	1				7
Webster (2)	3	6	3	3	1	1	17
Wetzel (1)	1	5	5	2			13
Wirt (1)	2	9	2				13
Wood (1)	4	4	2				10
TOTALS	214 (30.3%)	243 (34.5%)	189 (27.0%)	43 (6.1%)	15 (2.1%)	1 (.01%)	705




Mammograms Performed in 2010 Aligned by County and Race/Ethnicity (As of 11/18/2010)

County	Caucasian	African American	Hispanic / Latino	Asian American	Other	TOTALS
Barbour (1)	31					31
Boone (1)	10					10
Brooke (1)	11					11
Clay (1)	12					12
Doddridge (2)	25					25
Gilmer (3)	45					45
Harrison (3)	29					29
Jackson (1)	13					13
Jefferson (1)	12		1			13
Kanawha (8)	98	2	1			101
Kendle (2)	15	1				16
Logan (3)	30	1		1		32
McDowell (1)	14	1				15
Mercer (1)	18					18
Monongalia (2)	31					31
Monroe (3)	56					56
Ohio (1)	4					4
Pocahontas (1)	12					12
Preston (2)	13					13
Putnam (2)	28					28
Randolph (1)	8					8
Ritchie (3)	31					31




Mammograms Performed in 2010 Aligned by County and Race/Ethnicity (As of 11/18/2010)

County	Caucasian	African American	Hispanic / Latino	Asian American	Other	TOTALS
Pocahontas (1)	12					12
Preston (2)	13					13
Putnam (2)	28					28
Randolph (1)	8					8
Ritchie (3)	31					31
Tucker (5)	67			1		68
Upshur (2)	23					23
Wayne (1)	7					7
Webster (2)	17					17
Wetzel (1)	13					13
Wirt (1)	13					13
Wood (1)	10					10
TOTALS	696 (98.7%)	5 (0.71%)	2 (0.3%)	2 (0.3%)		705



Repeat Mammograms Performed in 2010 (As of 11/18/2010)

Site/County	2009 Patients	2010 Patients	Total Repeat Patients
Blacksville/Monongalia	16	16	10 (62.5%)
Glenville/Gilmer	31	23	8 (25.8%)
Hundred/Wetzel	16	13	11 (68.7%)
Rowelsburg/Preston	17	13	4 (23.5%)
St. George/Tucker	27	68	8 (29.6%)
TOTALS	107	133	41 (38.3%)



Accomplishments

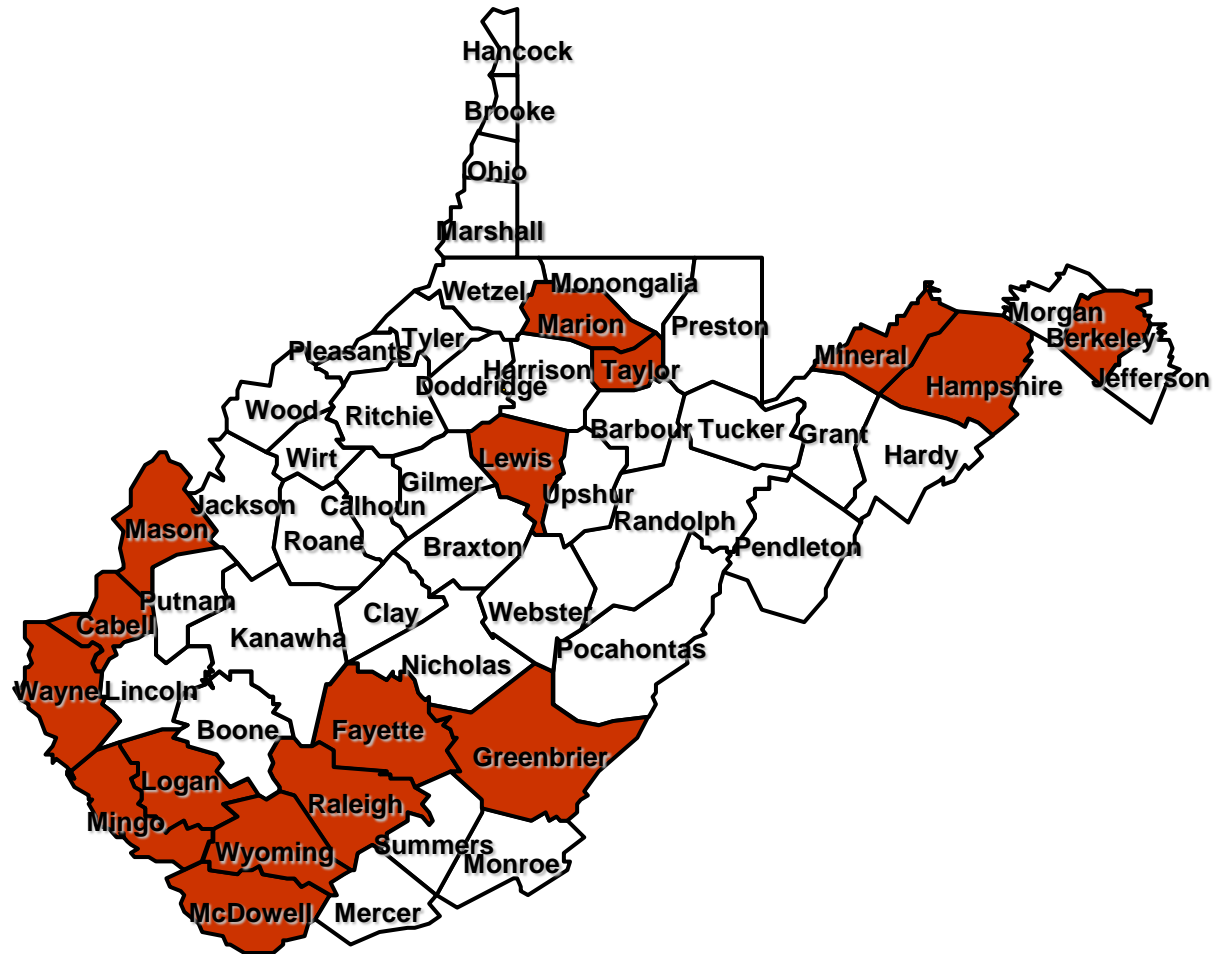
- Community Relationships
- Cancer Information Service
- Funding

Challenges

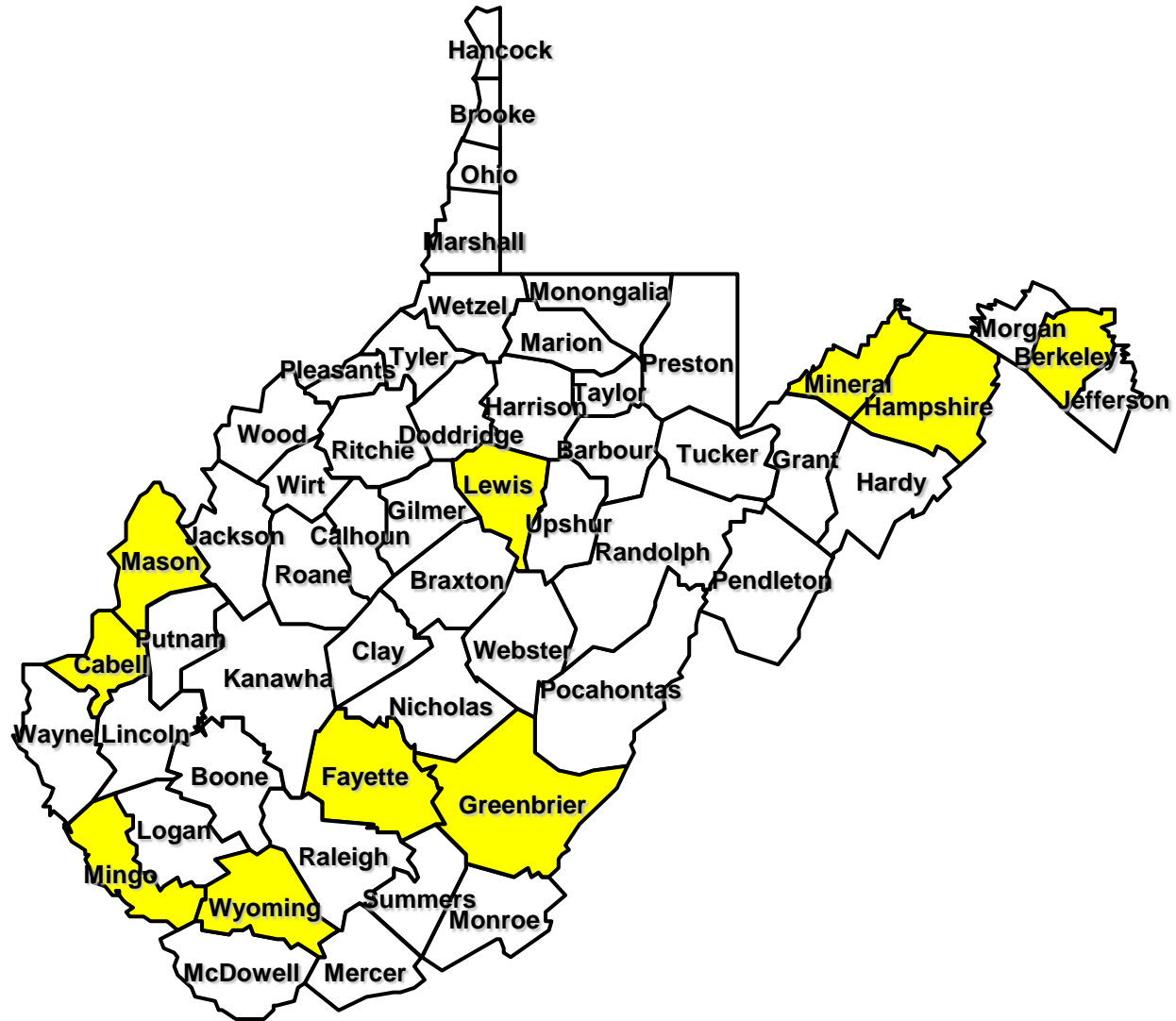
- Weather
- Mechanical Issues
- Politics
- Gas Prices
- Funding



WV Counties with High Breast Cancer Mortality Rates (2010)



Red counties not visited in 2010



Funding

Pending Funding

- NIH R03
- Avon
- The Greater Kanawha County Foundation
- Beckley area Foundation
- Epic
- Toyota
- NIH R15 (will resubmit)

Possible Funding for Bonnie's Bus

- Foundation
- Corporations
- Private Donors
- WV Komen
- Fund Raisers

Donations Related To

- Fuel
- Promotional Items
- Appreciation Luncheons
- Educational Materials



Acknowledgements

State Partners Advisory Committee

- American Cancer Society – Kevin Tephabock and Mary Lough
- Appalachia Community Cancer Network (ACCN) – Stephenie Kennedy, Mary Ellen Conn
- Bonnie’s Bus – Dr. Susan Faulkner and Amy Mayhugh
- Hampshire County Cancer Coalition – Patty Davis
- Marshall University – Brenda Harlow (WVBCCSP CIS)
- MBRCC Cancer Center Leadership – Dr. Scot Remick, Dr. Jame Abraham
- MBRCC Cancer Prevention and Control – Pamela Brown (co-lead), Sara Jane Gainor (co-lead)
- Mountains of Hope: WV’s Comprehensive Cancer Control Coalition – Jim Keresztury
- Susan G. Komen for the Cure, WV Affiliate – Rebecca Newhouse
- WV Area Health Education Centers (AHEC) – Sandra Pope
- WV Breast and Cervical Cancer Screening Program (WVBCCSP) – GeorgeAnn Grubb, Dee Ann Price and Cancer Information Specialists
- WV Comprehensive Cancer – Jaunita Conaway
- WV National Center of Excellence in Women’s Health – Betty Critch Parsons
- WV Rural Health Education Partnerships (RHEP) – April Vestal
- WVU Extension Service – Elaine Bowen
- WV University Hospital – Dee Headley and Barb Menear



Acknowledgements

Mary Babb Randolph Cancer Center and West Virginia University collaborate with the following organizations, agencies and people to provide the services of Bonnie's Bus:

- WV Breast and Cervical Cancer Screening Program (WVBCCSP)
- WVAHEC Program Sites
- WVRHEP Clinic Sites
- WV Oncology Society
- WVU Foundation

Funding Sources:

- Jo and Ben Statler
- Claude W. Benedum Foundation
- Susan G. Komen for the Cure (National)
- WV Affiliate of the Susan G. Komen for the Cure
- Breast Cancer Relief Foundation
- Epic
- Clay Battelle High School
- Private Donations



